


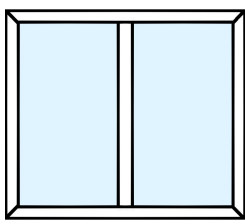
## Modeloversigt – vinduer.

Vi gør opmærksom på, at alle nedenfor viste eksempler kun er et udsnit af, hvad der er muligt, har du/l andre ønsker da venligst kontakt os. Vi gør endvidere opmærksom på, at ikke alle viste eksempler kan leveres i alle materiale typer (Komposit, plast/PVC, træ og træ/alu).

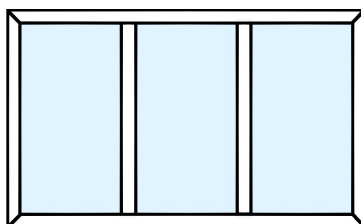
### Faste karme (ikke oplukkelig):



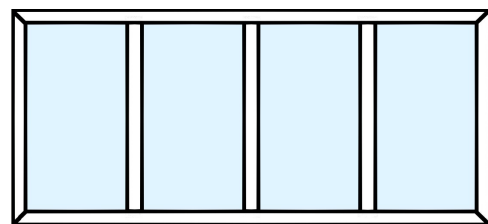
Type FK1



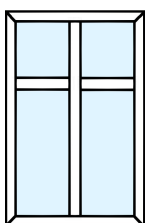
Type FK2



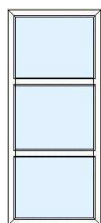
Type FK3



Type FK4



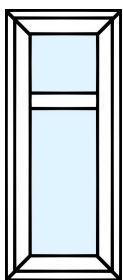
Type FK5




Type FK6

Alle faste karme fås også med faste rammer (herved vil disse ligne oplukkelige), endvidere fås alle med såvel indvendige som udvendige sprosser.


### Dannebrogsvinduer:




Type DB1  
En åbning



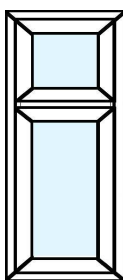
Type DB2  
En åbning



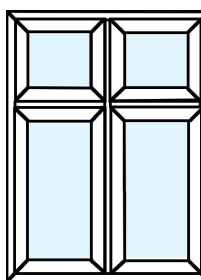
Type DB3  
En åbning i midten



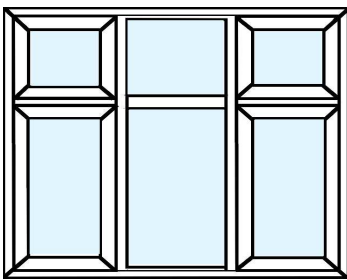
Type DB4  
To åbninger



Type DB11  
To åbninger



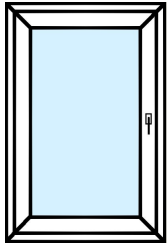
Type DB12  
Fire åbninger



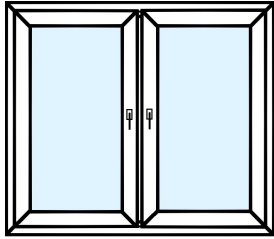
Type DB13  
Fire åbninger

Alle Dannebrogsvinduer kan leveres med åbning(er) efter ønske – ovenfor viste er blot eksempler og mest anvendte.

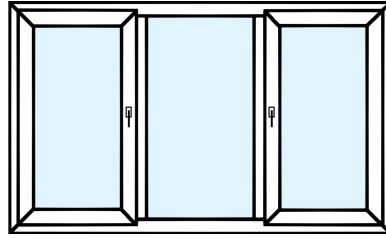
## Almindelige vinduer:



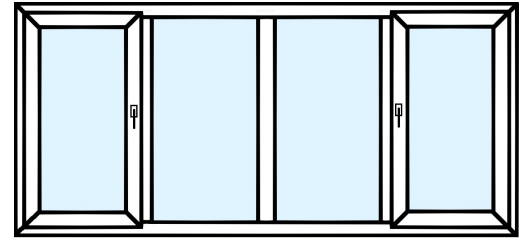
Type AL1



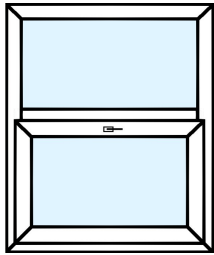
Type AL2



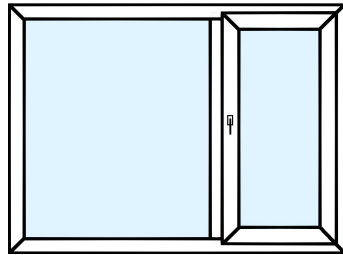
Type AL3



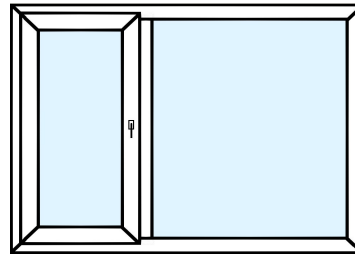
Type AL4



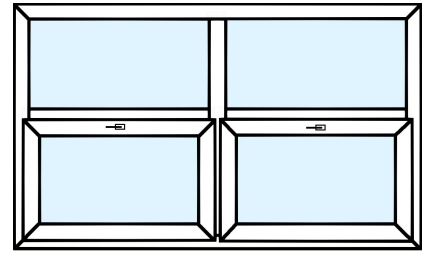
Type AL5



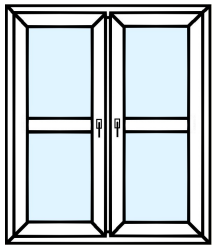
Type AL6




Type AL7




Type AL8



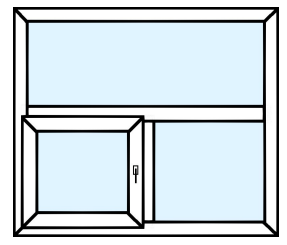
Type AL9



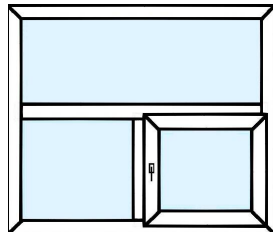
Type AL10



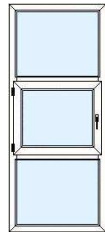
Type AL11



Type AL12

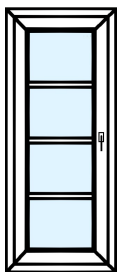


Type AL13




Type AL14

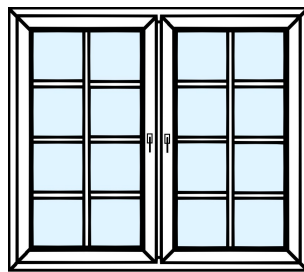
## Sprossevinduer:



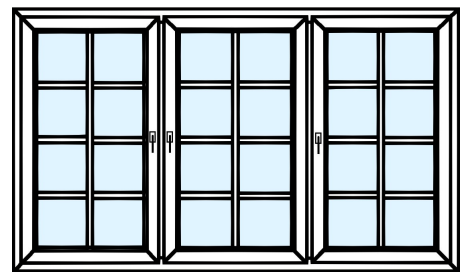
Type SP1  
En åbning



Type SP2  
En åbning

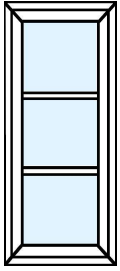


Type SP3  
To åbninger

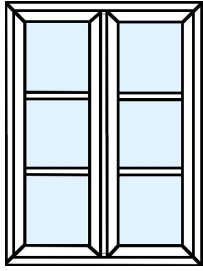


Type SP4  
To åbninger

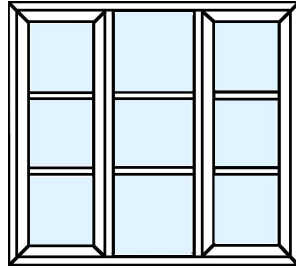
## Bondehusvinduer:



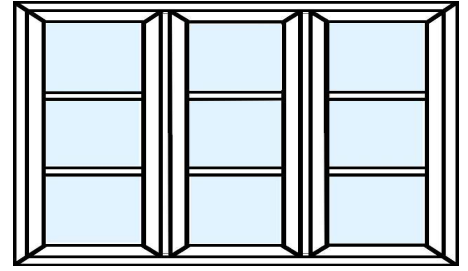
Type BH1  
En åbning



Type BH2  
To åbninger

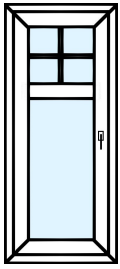


Type BH3  
To åbninger




Type BH4  
Tre åbninger


## Palævinduer:




Type PL1  
En åbning



Type PL2  
En åbning

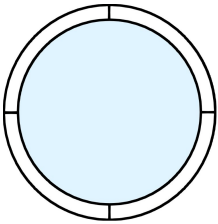


Type PL3  
En åbninger

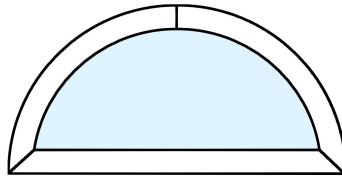


Type PL4  
To åbninger


## Specielle vinduer:



Type RU1

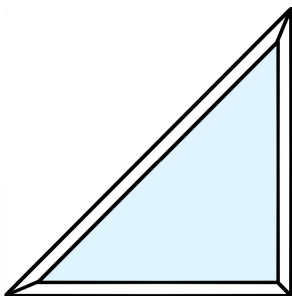


Type RU2

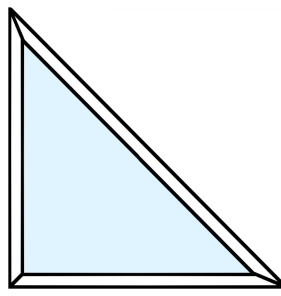


Type RU3

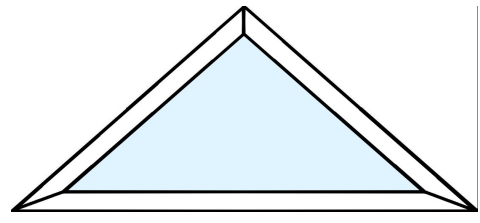
Runde vinduer i plast, fås ikke med en diameter mindre end 1000mm, og runde vinduer i træ/alu fås ikke.



Type TK1



Type TK2



Type TK3